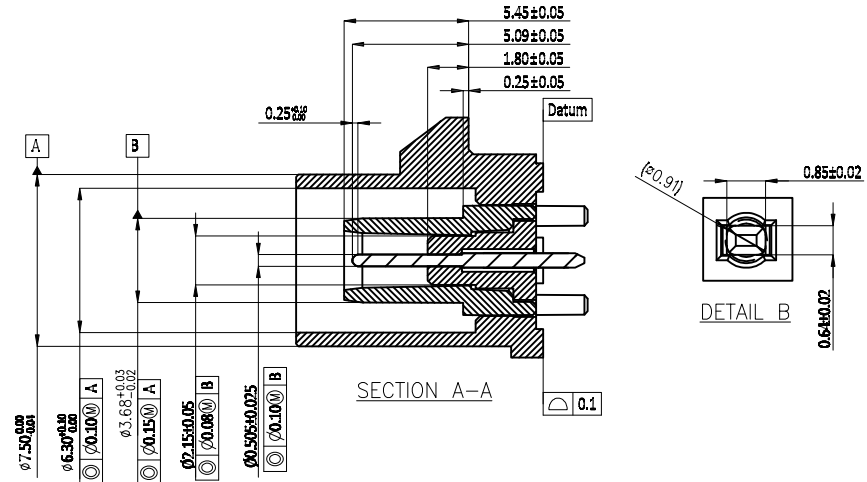
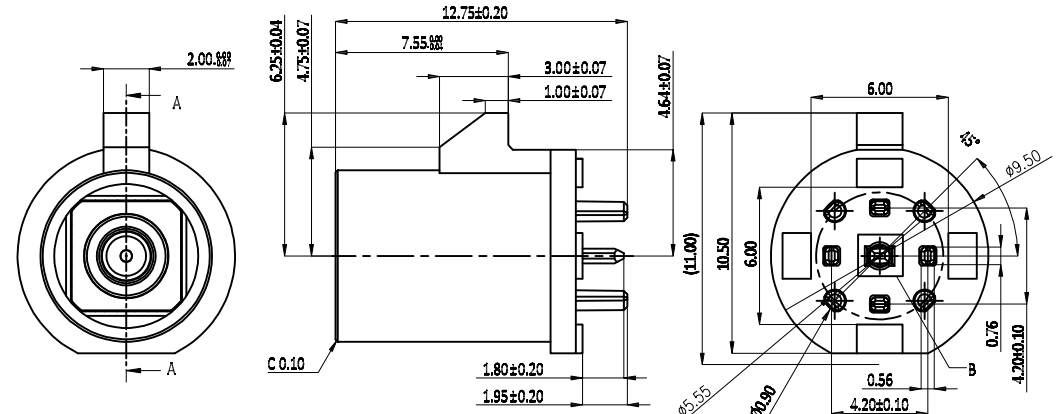
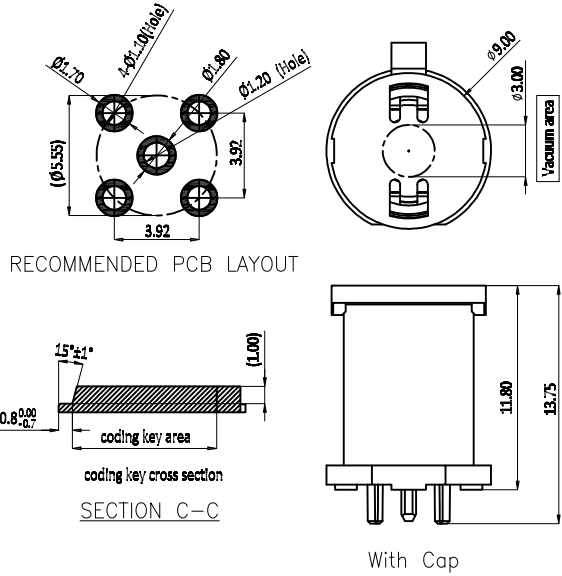


APPROVED: _____

DATE: _____ TITLE: _____

Rev	AWO #	Description	Date	Appr
-		RELEASED	1/11/24	
A		UPDATE SPEC.	9/16/25	WY/RC
B		UPDATE PAGE 2	9/26/25	WY/RC
C		UPDATE SPEC.	2/3/26	WY/RC



SPECIFICATIONS:

Material: Δ

Insulator: (PA6T)Hi-Temp Thermoplastic, Color: See Page 2

Contacts: Copper Alloy

Shell: Zinc Alloy, Matte Tin plated

Plating:

6u" Gold over Nickel underplate on contact area,
Matte Tin over Nickel underplate on solder tails

Electrical:

Impedance: 50 ohms

Voltage rating: 335 VAC RMS

Current rating: 1.0A max

Contact resistance: 10 mohms max

Insulation resistance: 1,000 Mohms min @500 VDC

Dielectric withstanding voltage: AC 800V RMS Min. 60S

Return loss: ≥ 26 dB, DC to 1 GHz
 ≥ 23 dB, DC 1 to 2.4 GHz
 ≥ 20 dB, DC 2.4 to 4 GHz
 ≥ 15 dB, DC 4 to 6 GHz

Mechanical:

Mating Cycles: 25 Insertions

Retention force: 110N min

Environmental:

Thermal shock & Vibration: USCAR-17

Temperature Rating:

Operating temperature: -40°C to +105°C

Packing:

Standard: 180 pcs in tape & reel

Environmental:

Lead free, RoHS compliant.



PACKAGED ON TAPE & REEL

UNLESS OTHERWISE SPECIFIED ALL DIMENSIONS ARE MILLIMETERS. TOLERANCES: EXCEPT AS NOTED

MM	X.	± 0.50	ANGLE	$\pm 2^\circ$
	.X	± 0.30		
	.XX	± 0.20		

DRAWN	WX	1/11/24
CHECKED	JL	1/11/24
APPROVED		

CONFIDENTIAL AND PROPRIETARY

© Adam Tech. All rights reserved. This document contains confidential and proprietary information belonging to Adam Tech. It is provided solely for design and reference purposes by authorized parties. Any reproduction, distribution, display, or disclosure to third parties, in whole or in part, without the prior written consent of Adam Tech, is strictly prohibited. Adam Tech retains all rights, including copyright, trademark, trade secret, and all other intellectual property rights worldwide.

ADAM TECH

909 Rahway Avenue,
Union, NJ 07083
Phone: 908-687-5000
adam-tech.com

TITLE: FAKRA PLUG, STR, FOR PCB (DIP)

SIZE	PART NO.	REV.
X	RF55-41X-Y-00-50-A-PP-T/R	C

REF: S00013T SCALE: NTS SHEET 1 OF 2

6

5

4

3

2

1

APPROVED: _____

DATE: _____ TITLE: _____

Rev

AWO #

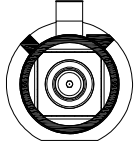
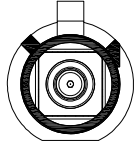

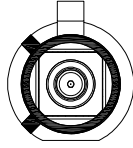

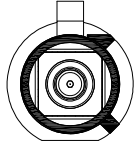
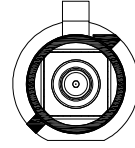
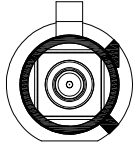






Description

Date

Appr

SEE SHT 1 OF 2 FOR REVISION

★Developing

Coding	A	B	C	D	E	F★	G
Plug							
Color	JET BLACK	CREAM WHITE	SIGNAL BLUE	CLARET VIOLET	LEAF GREEN	NUT BROWN	BLUE GRAY
Part NO.	RF55-41A-Y-00-50-A-PP-T/R	RF55-41B-Y-00-50-A-PP-T/R	RF55-41C-Y-00-50-A-PP-T/R	RF55-41D-Y-00-50-A-PP-T/R	RF55-41E-Y-00-50-A-PP-T/R	RF55-41F-Y-00-50-A-PP-T/R	RF55-41G-Y-00-50-A-PP-T/R
Coding	H★	I	K★	L	M★	N★	Z
Plug							
Color	HEATHER VIOLET	BEIGE	CURRY	CARMINE RED	PASTEL ORANGE	PASTEL GREEN	WATER BLUE
Part NO.	RF55-41H-Y-00-50-A-PP-T/R	RF55-41I-Y-00-50-A-PP-T/R	RF55-41K-Y-00-50-A-PP-T/R	RF55-41L-Y-00-50-A-PP-T/R	RF55-41M-Y-00-50-A-PP-T/R	RF55-41N-Y-00-50-A-PP-T/R	RF55-41Z-Y-00-50-A-PP-T/R

UNLESS OTHERWISE SPECIFIED ALL DIMENSIONS
ARE MILLIMETERS. TOLERANCES: EXCEPT AS NOTED

MM	X.	± 0.50	ANGLE	± 2°
	.X	± 0.30		
	.XX	± 0.20		

DRAWN

WX

1/11/24

CHECKED

JL

1/11/24

APPROVED



909 Rahway Avenue,
Union, NJ 07083
Phone: 908-687-5000
adam-tech.com

TITLE

FAKRA PLUG, STR, FOR PCB (DIP)

CONFIDENTIAL AND PROPRIETARY

© Adam Tech. All rights reserved. This document contains confidential and proprietary information belonging to Adam Tech. It is provided solely for design and reference purposes by authorized parties. Any reproduction, distribution, display, or disclosure to third parties, in whole or in part, without the prior written consent of Adam Tech, is strictly prohibited. Adam Tech retains all rights, including copyright, trademark, trade secret, and all other intellectual property rights worldwide.

SIZE

X

PART NO.

RF55-41X-Y-00-50-A-PP-T/R

REV.

C

REF: S00013T

SCALE: NTS

SHEET 2 OF 2

6

5

4

3

2

1