

6

5

4

3

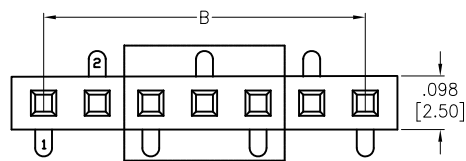
2

1

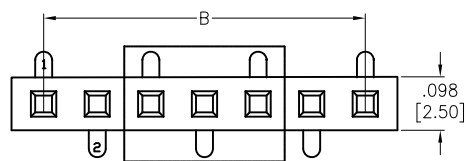
APPROVED: _____

DATE: _____ TITLE: _____

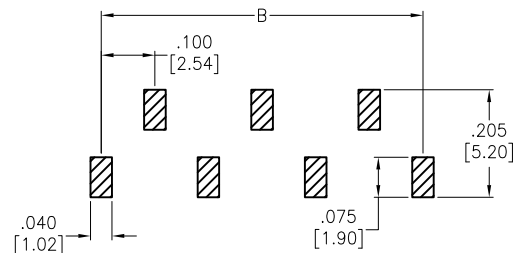
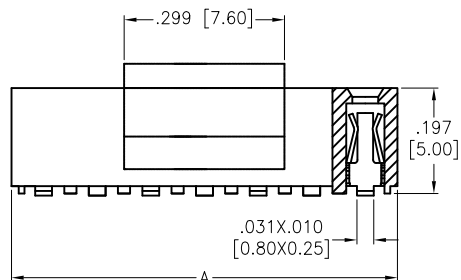
Rev	AWO #	Description	Date	Appr
-		RELEASED	11/2/18	



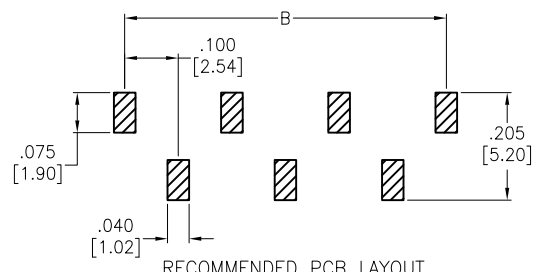
RS1BEY-XX-MT-SMT-B-PP-T/R



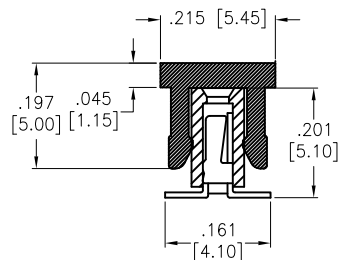
RS1BEY-XX-MT-SMT-A-PP-T/R



RECOMMENDED PCB LAYOUT



RECOMMENDED PCB LAYOUT



SPECIFICATIONS:

Material:

Insulator: Hi-temp thermoplastic, rated UL 94V-0

Insulator color: Black

Contacts: Copper Alloy

Plating:

Matte Tin over Nickel underplate overall

Electrical:

Current rating: 3 Amp.

Contact resistance: 20 mohms max.

Insulation resistance: 1,000 Mohms min.

Dielectric withstanding voltage: 500 VAC

Temperature Rating:

-40°C to +105°C

Environmental:

Lead free, RoHS compliant



PACKAGED ON TAPE & REEL

Positions: 1 thru 40

A= .100 [2.54] x No. of Positions + .020 [0.50]

B= .100 [2.54] x No. of Spaces

UNLESS OTHERWISE SPECIFIED
 ALL DIMENSIONS ARE INCHES [MM]
 TOLERANCES: EXCEPT AS NOTED

.X	± .10	∅X	± .10
.XX	± .020	∅XX	± .015
.XXX	± .015	∅XXX	± .010

ADAM TECH INTERCONNECTS 909 Rahway Avenue,
 Union, NJ 07083
 Phone: 908-687-5000
 Fax: 908-687-5710

TITLE: **.100 RECEPTACLE STRIP, SINGLE ROW**
.197 [5.00] HEIGHT, SMT

APPROVALS		DATE
DRAWN	AY	11/2/18
CHECKED	DH	11/2/18
APPROVED		

SIZE X	PART NO. RS1BEY-XX-MT-SMT-X-PP-T/R	REV. -
REF: S00111C	SCALE: NTS	SHEET 1 OF 1

6

5

4

3

2

1