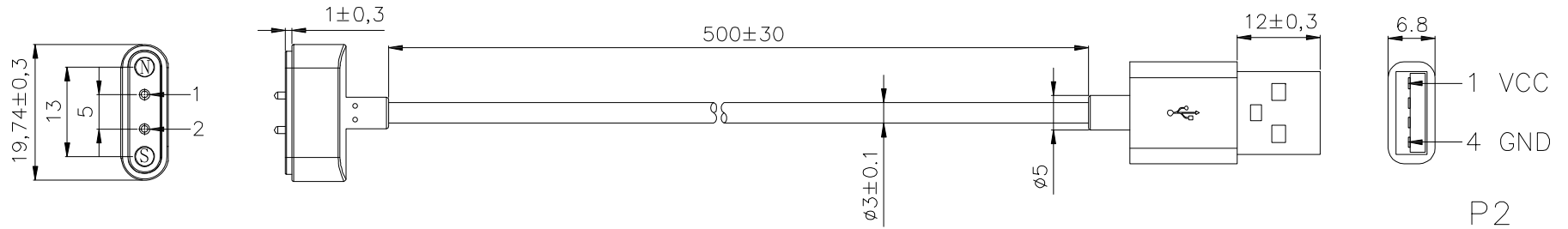


APPROVED: \_\_\_\_\_

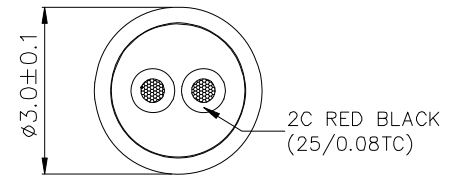
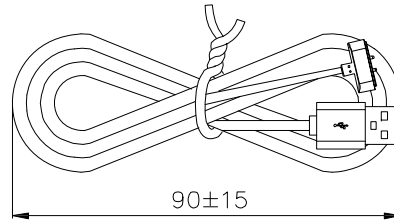
DATE: \_\_\_\_\_ TITLE: \_\_\_\_\_

Rev	AWO #	Description	Date	Appr
-		RELEASED	10/24/17	
A		UPDATED DRAWING	4/24/18	HR/CK
B		UPDATED DRAWING	9/13/22	JJ/LL1



PIN ASSIGNMENT

P1	P2
1 — RED	1 VCC (N)
2 — BLACK	4 GND (S)



SPECIFICATIONS:

Connector:

P1 = POGO Pin connector, 2P Male, Insulator Color: Black ABS, Overmold Color: Black, 35P PVC  
 Contact: Brass 3u" Gold plated, W/N52 Magnet Nickel plated, FR4 PCB  
 P2 = USB Type-A Male plug, Insulator Color: White, Overmold Color: Black, 35P PVC  
 Contact: Gold flash plated, Steel Shell: Nickel plated

Cable:

25/0.08TS\*2C, O.D: 3mm, Color: Black, PVC

Electrical:

Voltage rating (Per Contact): 5 Volts  
 Current rating (Per Contact): 1 A max  
 Contact resistance: 2Ω max  
 Insulation resistance: 300V/DC, 10MΩ min

Mechanical:

Working Stroke & Force: 0.8mm (per Contact) @ 60gf max  
 Durability: 10,000 cycles min  
 Temperature Rating:  
 Operating temperature: -40°C to +85°C

Environmental:  
 Lead free, RoHS compliant.



Mating with: PH1-8K-02-FHMP-4473

UNLESS OTHERWISE SPECIFIED ALL DIMENSIONS ARE MILLIMETERS. TOLERANCES: EXCEPT AS NOTED					909 Rahway Avenue, Union, NJ 07083									
<table border="1"> <thead> <tr> <th>MM</th> <th>ANGLE</th> </tr> </thead> <tbody> <tr> <td>.X ± .20</td> <td>.X ± 2°</td> </tr> <tr> <td>.XX ± .15</td> <td>.XX ± 0.5°</td> </tr> <tr> <td>.XXX ± .10</td> <td></td> </tr> </tbody> </table>					MM	ANGLE	.X ± .20	.X ± 2°	.XX ± .15	.XX ± 0.5°	.XXX ± .10		Phone: 908-687-5000	
MM	ANGLE													
.X ± .20	.X ± 2°													
.XX ± .15	.XX ± 0.5°													
.XXX ± .10														
DRAWN	HR	10/24/17	TITLE											
CHECKED	CK	10/24/17	5.00MM PITCH POGO PIN CABLE, MALE, 2P											
APPROVED			SIZE	PART NO.	REV.									
THIS DRAWING CONTAINS INFORMATION THAT IS PROPRIETARY AND SHOULD NOT BE USED WITHOUT PRIOR WRITTEN PERMISSION FROM ADAM TECH			X	CA-ST2-PH1-566-M	B									
REF:	S00185C	SCALE:	NTS	SHEET 1 OF 1										