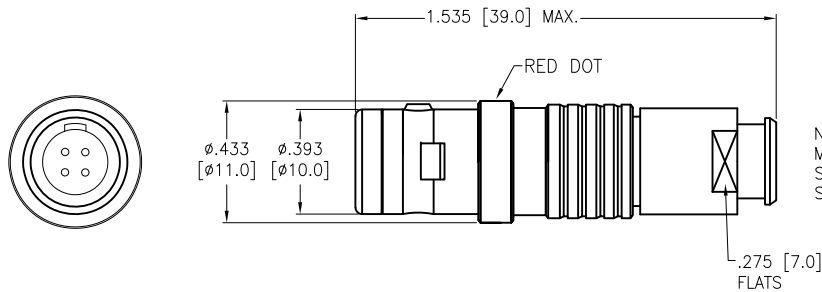


APPROVED: _____
 DATE: _____ TITLE: _____

Rev	AWO #	Description	Date	Appr
-		RELEASED	8/16/21	



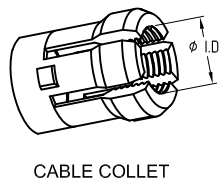
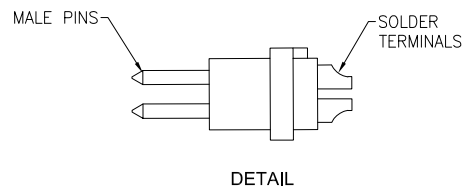
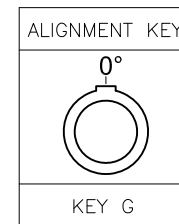
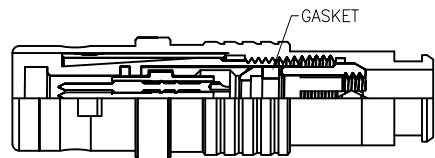
NOTE; BEND RELIEF
 MUST BE ORDERED
 SEPARATELY
 SEE MMI-BRO-XX-XX-X

MMI-MOPGXXSXXB-IP67

ALIGNMENT KEY
G = 0

CABLE COLLET SIZE
32 = 2.2mm ~ 3.2mm ID
42 = 3.2mm ~ 4.2mm ID
45 = 3.5mm ~ 4.5mm ID
52 = 4.2mm ~ 5.2mm ID

OF POSITIONS
02, 03, 04, 05, 06, 07 & 09



	2 Pin	3 Pin	4 Pin	5 Pin	6 Pin	7 Pin	9 Pin
Configuration							
Diameter of Pin	Ø0.9	Ø0.9	Ø0.7	Ø0.7	Ø0.5	Ø0.5	Ø0.5
Testing Voltage	1200V	1200V	1000V	1000V	900V	800V	800V
Working Voltage	250V	250V	200V	200V	200V	200V	200V
Rated Current / Pin	8A	7A	5A	5A	2.5A	2A	2A
Max. Wire Awg	22	22	24	24	28	28	28

SPECIFICATIONS:

Material:
 Housing (Body): Brass, Natural Chrome plated
 Insulator: PPS
 Terminal: Brass, Gold Plated
 Electrical:
 Voltage Rating: See chart
 Current Rating: See chart
 Dielectric withstanding voltage: See chart
 Electrical Life: 5,000 Cycles min.
 Temperature Rating:
 Operating temperature: -55°C to +150°C
 Environmental:
 IP67 Protection (Mated Condition)
 Lead free, RoHS compliant



UNLESS OTHERWISE SPECIFIED ALL DIMENSIONS ARE INCHES [MM] TOLERANCES: EXCEPT AS NOTED INCHES HOLES .X ± .10 Ø.X ± .10 .XX ± .020 Ø.XX ± .015 .XXX ± .015 Ø.XXX ± .010		ADAM TECH 909 Rahway Avenue, Union, NJ 07083 Phone: 908-687-5000 Fax: 908-687-5710	
APPROVALS DRAWN SS 8/16/21 CHECKED SS 8/16/21 APPROVED		TITLE PUSH-PULL CONNECTOR MALE PLUG, METAL, SIZE 0, SOLDER TERMINAL, BEND RELIEF TYPE, IP67	
SIZE X PART NO. MMI-MOPGXXSXXB-IP67 REF: SXXXXXX		REV. - SCALE: NTS SHEET 1 OF 1	