

6

5

4

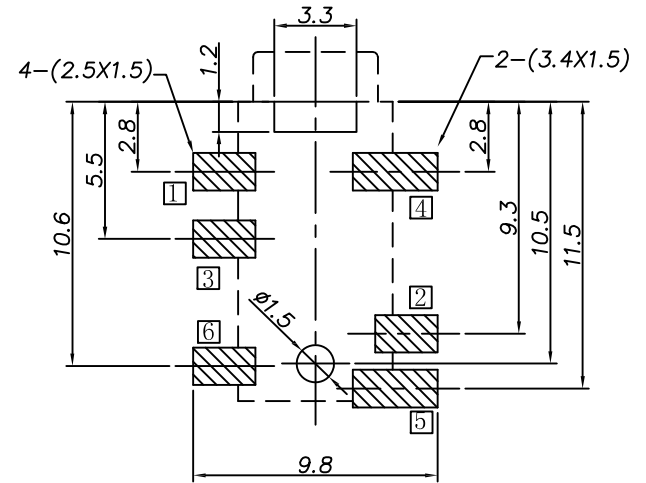
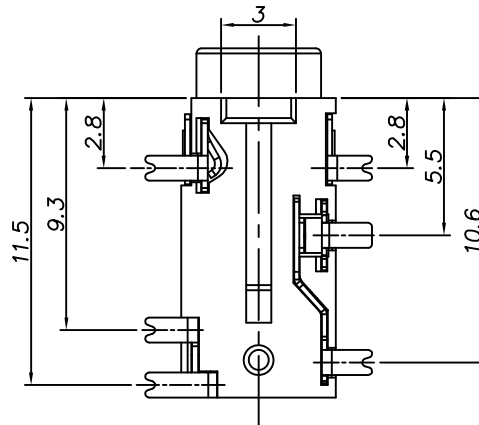
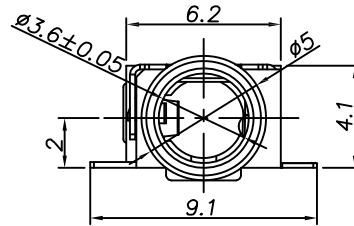
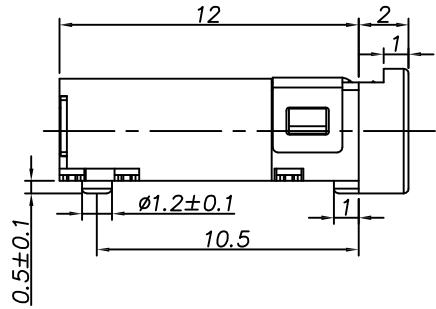
3

2

1

Rev	AWO #	Description	Date	Appr
-		RELEASED	11/16/18	

APPROVED: _____
 DATE: _____ TITLE: _____



RECOMMENDED PCB LAYOUT

PACKAGED ON TAPE & REEL

Model No.	ASJ-137-I-T/R	ASJ-137-J-T/R	ASJ-137-M-T/R	ASJ-137-A-T/R	ASJ-137-B-T/R	ASJ-137-D-T/R
Schematic code						

SPECIFICATIONS:

Material:
 Insulator: Hi-temp thermoplastic, rated UL 94V-0
 Insulator color: Black
 Contacts: Copper alloy
 Plating:
 Gold flash over Nickel underplate overall
 Electrical:
 Rating: 30VDC, 1.0A
 Contact resistance: 30 mohms max.
 Insulation resistance: 100 Mohms min. @ 250 VDC
 Dielectric withstanding voltage: 500 VAC
 Environmental:
 Lead free, RoHS compliant.



UNLESS OTHERWISE SPECIFIED ALL DIMENSIONS ARE MILLIMETERS TOLERANCES: EXCEPT AS NOTED MM ANGLE ± 0.30 ± 2°		ADAM TECH INTERCONNECTS		909 Rahway Avenue, Union, NJ 07083 Phone: 908-687-5000 Fax: 908-687-5710	
APPROVALS		DATE		TITLE	
DRAWN	HR	11/16/18		STEREO PHONE JACK, 3.5MM	
CHECKED	AC1	11/16/18		SIZE	PART NO.
APPROVED		X			ASJ-137-X-T/R
REF: S00002C		SCALE: NTS	SHEET 1 OF 1		

6

5

4

3

2

1