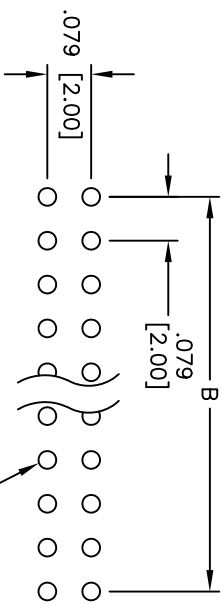
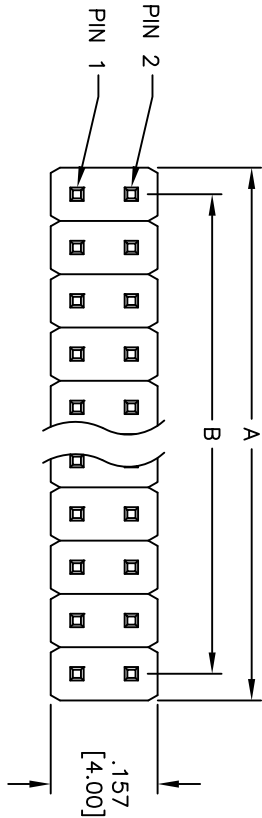
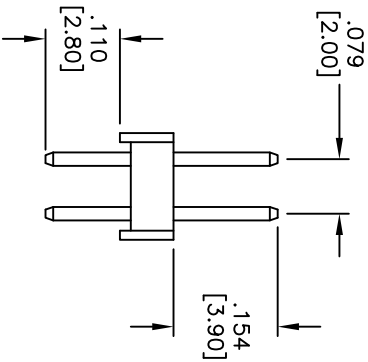
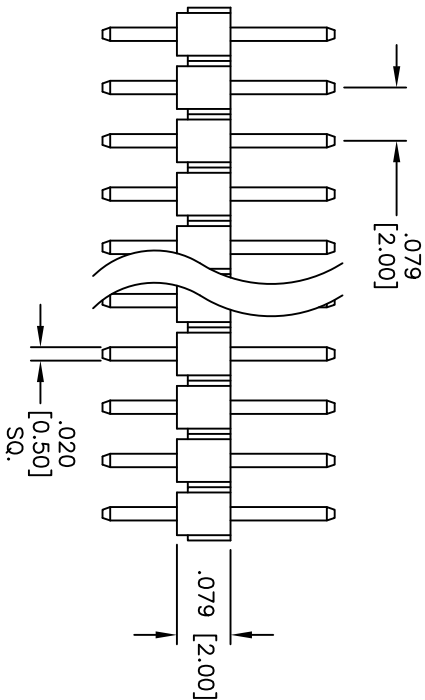


Rev	AWO #	Description	Date	Appr
-		RELEASED	3/31/05	

APPROVED: _____
 DATE: _____ TITLE: _____



RECOMMENDED
PCB LAYOUT



SPECIFICATIONS:

Material:

Insulator: PBT, rated UL 94V-0

Insulator color: Black

Contacts: Brass

Plating:

Gold flash over Nickel underplate on contact area,
Tin over Copper underplate on tails

Electrical:

Current rating: 1 Amp max

Contact resistance: 20 mohms max

Insulation resistance: 5,000 Mohms min @ 500 VDC

Dielectric withstanding voltage: 500 VAC for 1 minute

Temperature Rating:

Operating temperature: -40°C to +105°C

Environmental:

Lead free, RoHS compliant



Positions: 4 thru 80
 A = .079 [2.00] x No. of Positions per Row
 B = .079 [2.00] x No. of Spaces

UNLESS OTHERWISE SPECIFIED
 ALL DIMENSIONS ARE INCHES [MM]
 TOLERANCES: EXCEPT AS NOTED
 INCHES HOLE SIZES
 .X ± .10 ØXX ± .10
 .XX ± .020 ØXXX ± .015
 .XXX ± .015 ØXXXX ± .010

ADAM TECH
 909 Railway Avenue, Union, NJ 07083
 Phone: 908-687-5000 Fax: 908-687-5710
 TITLE: .079 [2.00] DUAL ROW PIN HEADER
 SELECTIVE GOLD PLATED

DRAWN	SS	3/31/05	SIZE	PART NO.	REV.
CHECKED			X	2PH2-XX-SGA	-
APPROVED			REF:	SCALE: NTS	SHEET 1 OF 1