APPROVED: _____

DATE: _____ TITLE: _____

Rev	AWO #	Description	Date	Appr
-		RELEASED	10/12/04	
A		REVISED DIM.	4/11/11	
B		REDRAWN	7/16/12	
C		UPDATE DIM.	10/16/19	AY/NL

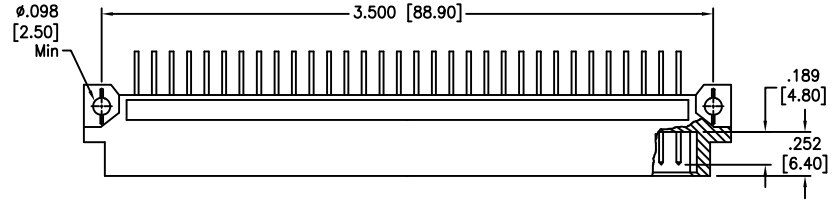

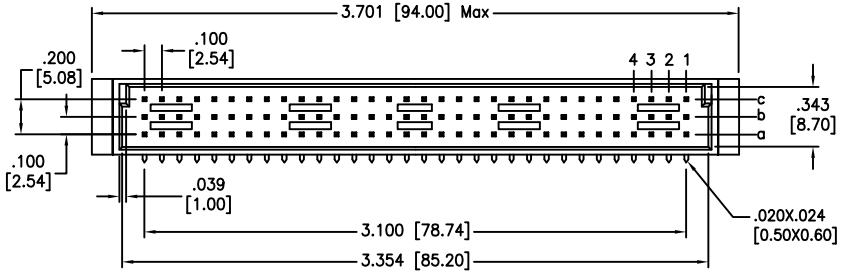

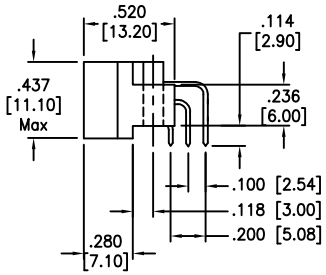

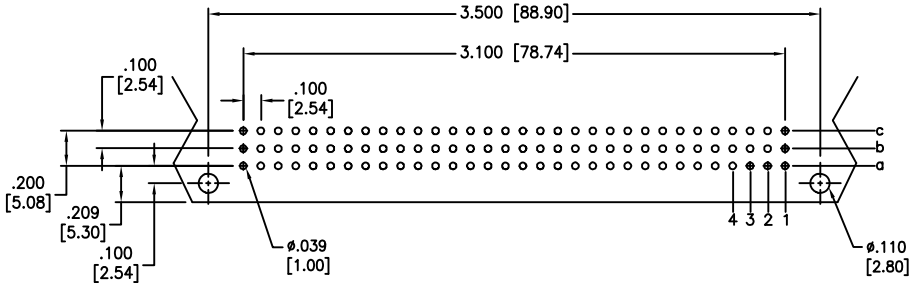

RECOMMENDED PCB LAYOUT

"X"	PLATING
1	30 u" Gold
2	15 u" Gold
3	Gold Flash

SPECIFICATIONS:

Material:

Insulator: PBT, rated UL 94V–0, Color: Beige

Contacts: Brass

Plating:

X Gold over Nickel underplate on contact area,

Tin over Copper underplate on solder tails.

(See chart for thickness)

Electrical:

Current rating: 2 Amp

Contact resistance: 20 mohms max

Insulation resistance: 1000 Mohms min@ DC 500V

Dielectric withstanding voltage: 1000 VAC for 1 minute

Temperature Rating:

Operating temperature: –55°C to +125°C

Environmental:

Lead free, RoHS compliant.

RoHS COMPLIANT

UNLESS OTHERWISE SPECIFIED
ALL DIMENSIONS ARE MM [INCHES]
TOLERANCES: EXCEPT AS NOTED

INCHES		HOLES	
.X	± .10	Ø.X	±.10
.XX	± .020	Ø.XX	±.015
.XXX	± .015	Ø.XXX	±.010

APPROVALS		DATE
DRAWN	SS	10/12/04
CHECKED		
APPROVED		

ADAM TECH INTERCONNECTS

909 Rahway Avenue,
Union, NJ 07083
Phone: 908-687-5000
Fax: 908-687-5710

TITLE: DIN 41612 TYPE C MALE, 96 PIN R/A, ROW A & B & C LOADED, PCB MOUNT

SIZE	PART NO.	REV.
X	DIN-96MR-L33-A1CX	C

REF: S00058T | SCALE: NTS | SHEET 1 OF 1