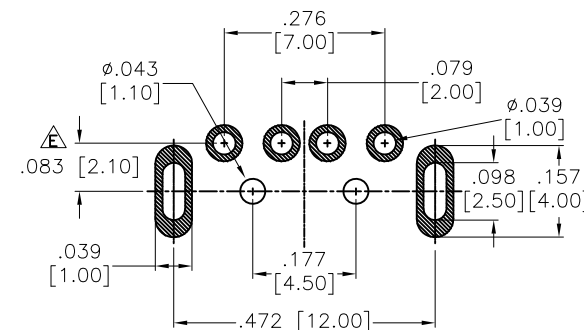
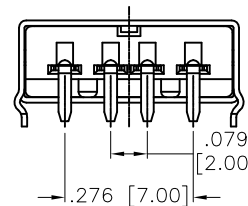
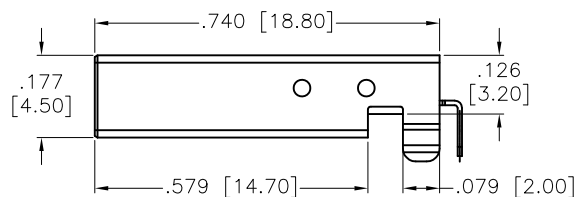
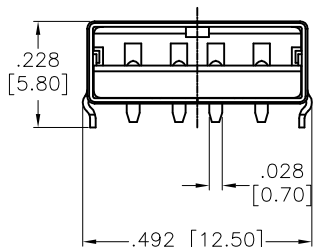
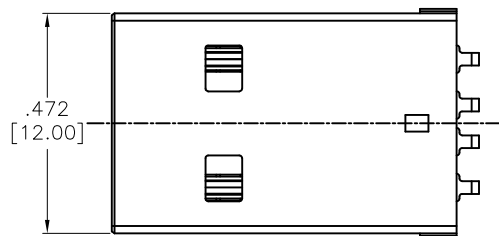


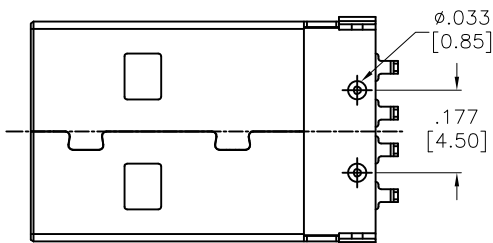
APPROVED: \_\_\_\_\_

DATE: \_\_\_\_\_ TITLE: \_\_\_\_\_

Rev	AWO #	Description	Date	Appr
-		RELEASED	12/3/08	
A		UPDATE DRAWING	10/13/16	AY/SC
B		UPDATE DRAWING	11/17/23	WX/MC
C		UPDATE DRAWING	12/22/23	WX/MC
D		UPDATE DRAWING	4/26/24	JJ/MC
E		UPDATE DIM.	5/9/24	LH/MC
F		UPDATE SPEC.	5/21/24	WX/MC



RECOMMENDED PCB LAYOUT



**SPECIFICATIONS:**

Material:

Insulator: PBT, rated UL 94V-0

Insulator color: Black

Contacts: Brass

Shell: SPCC, Nickel plated

Plating:

Gold flash over Nickel underplate on contact area

Tin over Nickel underplate on solder tails

Electrical:

Voltage rating: 30V AC

Current rating: 1.5 A

Contact resistance: 30 mohms max.

Insulation resistance: 1000 Mohms min

Dielectric withstanding voltage: 500 VAC for 1 minute

Temperature Rating:

Operating temperature: -25°C to +80°C

Environmental:

Lead free, RoHS compliant.



UNLESS OTHERWISE SPECIFIED ALL DIMENSIONS ARE INCHES [MM]. TOLERANCES: EXCEPT AS NOTED				909 Rahway Avenue, Union, NJ 07083									
<table border="0"> <tr> <td>INCHES</td> <td>HOLES</td> </tr> <tr> <td>X ±.10</td> <td>ØX ±.10</td> </tr> <tr> <td>.XX ±.020</td> <td>ØXX ±.015</td> </tr> <tr> <td>.XXX ±.015</td> <td>ØXXX ±.010</td> </tr> </table>				INCHES	HOLES	X ±.10	ØX ±.10	.XX ±.020	ØXX ±.015	.XXX ±.015	ØXXX ±.010	Phone: 908-687-5000	
INCHES	HOLES												
X ±.10	ØX ±.10												
.XX ±.020	ØXX ±.015												
.XXX ±.015	ØXXX ±.010												
DRAWN	SS	12/3/08	TITLE										
CHECKED			USB CONNECTOR, A TYPE PLUG										
APPROVED			SIZE	PART NO.	REV.								
THIS DRAWING CONTAINS INFORMATION THAT IS PROPRIETARY AND SHOULD NOT BE USED WITHOUT PRIOR WRITTEN PERMISSION FROM ADAM TECH			X	USB-AP-S-RA	F								
			REF: S00167T-1	SCALE: NTS	SHEET 1 OF 1								