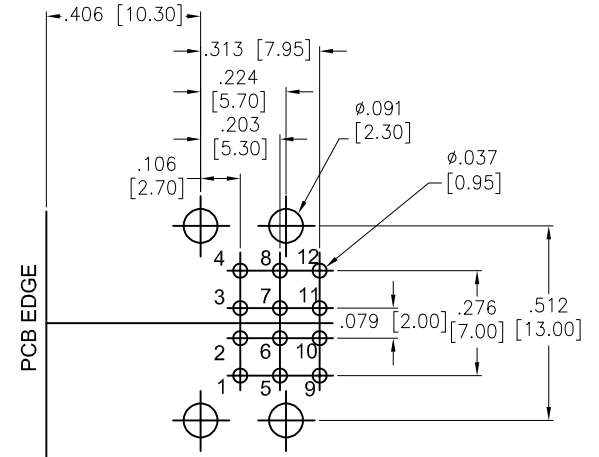
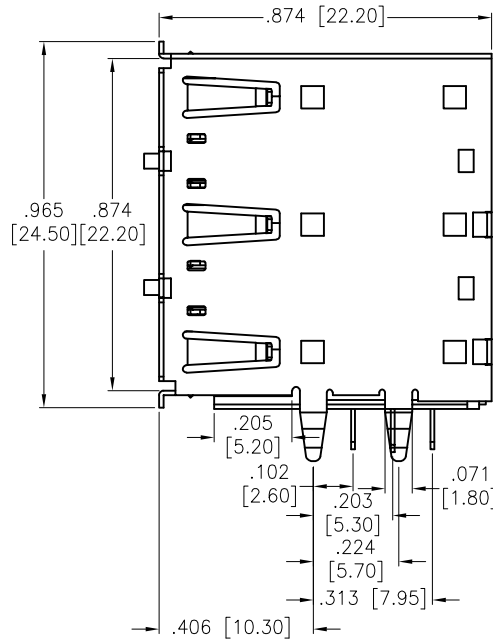
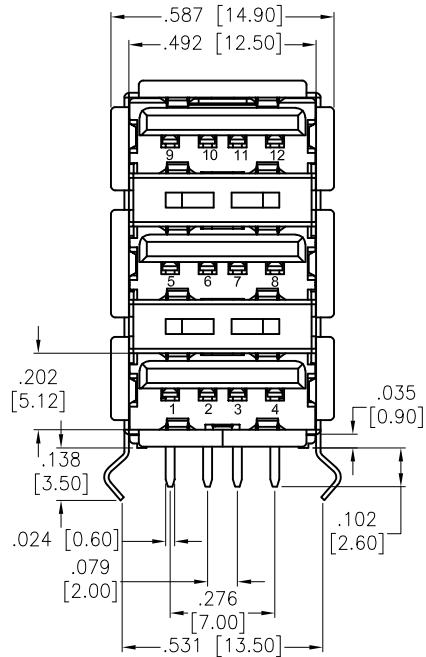


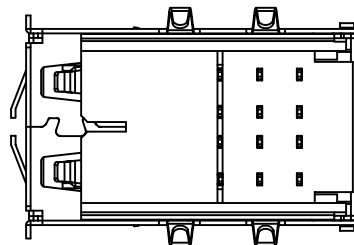
APPROVED: \_\_\_\_\_

DATE: \_\_\_\_\_ TITLE: \_\_\_\_\_

Rev	AWO #	Description	Date	Appr
-		RELEASED	7/26/04	
A		ADDED RoHS	1/06/06	
B		REDRAWN	11/08/11	
C		UPDATED MATERIAL	2/14/17	HR/JL
D		UPDATED TITLE	6/27/24	JJ/RC



RECOMMENDED PCB LAYOUT



**SPECIFICATIONS:**

Material:

Insulator: PBT, Glass filled, rated UL 94V-0

Insulator color: Black

Contacts: Phosphor Bronze

Shell: Brass, Tin plated

Spring Clip: Brass, Tin plated

Rear Shell: SPCC, Nickel plated

Plating:

Gold flash over Nickel underplate on contact area,

Tin over Copper underplate on PCB tails

Electrical:

Operating voltage: 250 VAC max.

Current rating: 1.5 Amp max.

Contact resistance: 30 mohms max.

Insulation resistance: 1,000 Mohms min. @ 500 VDC

Dielectric withstanding voltage: 750 VAC for 1 minute

Temperature Rating:

Operating temperature: -40°C to +85°C

Environmental:

Lead free, RoHS compliant.



UNLESS OTHERWISE SPECIFIED ALL DIMENSIONS ARE INCHES [MM]. TOLERANCES: EXCEPT AS NOTED

INCHES		HOLES	
.x	± .10	∅x	±.10
.xx	± .020	∅xx	±.015
.xxx	± .015	∅xxx	±.010

DRAWN	SS	7/26/04
CHECKED		
APPROVED		

THIS DRAWING CONTAINS INFORMATION THAT IS PROPRIETARY AND SHOULD NOT BE USED WITHOUT PRIOR WRITTEN PERMISSION FROM ADAM TECH



909 Rahway Avenue,  
Union, NJ 07083  
Phone: 908-687-5000  
Fax: 908-687-5710

TITLE		UNIVERSAL SERIAL BUS TRIPLE PORT, RIGHT ANGLE, PCB TRANSMISSION EFFICIENCY: 12MBPS	
SIZE	PART NO.	REV.	
X	USB-A-T-RA	D	
REF:	S00095T	SCALE:	NTS
		SHEET	1 OF 1