

6

5

4

3

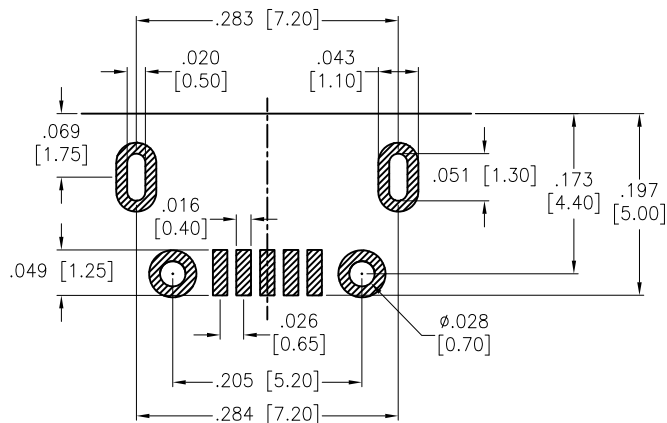
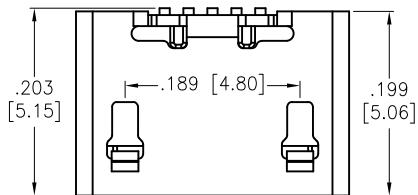
2

1

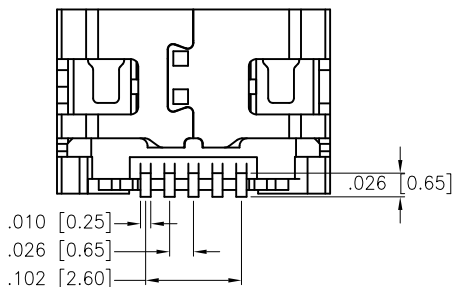
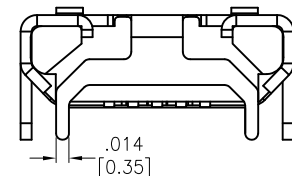
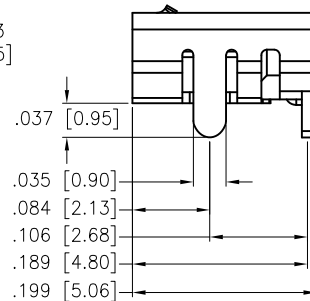
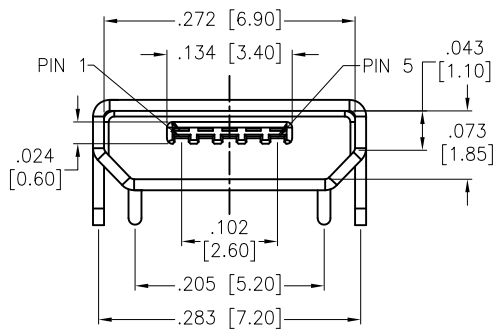
APPROVED: _____

DATE: _____ TITLE: _____

Rev	AWO #	Description	Date	Appr
-		RELEASED	11/5/18	



RECOMMENDED PCB LAYOUT



SPECIFICATIONS:

Material:

Insulator: Hi-Temp Thermoplastic, rated UL 94V-0

Insulator color: Black

Contacts: Copper Alloy

Shell: Copper Alloy

Plating:

Gold flash over Nickel underplate overall

Electrical:

Current rating: #1, #5 Pin: 1.8 A max.

#2, #3, #4 Pin: 1 A max.

Contact resistance: 30 mohms max.

Insulation resistance: 100 Mohms min.

Dielectric withstanding voltage: 100 VAC for 1 minute

Temperature Rating:

-30°C to +80°C

Environmental:

Lead free, RoHS compliant.



PACKAGED ON TAPE & REEL

UNLESS OTHERWISE SPECIFIED ALL DIMENSIONS ARE INCHES [MM] TOLERANCES: EXCEPT AS NOTED		ADAM TECH INTERCONNECTS		909 Rahway Avenue, Union, NJ 07083 Phone: 908-687-5000 Fax: 908-687-5710	
INCHES		HOLES		TITLE	
.X ± .10	∅.X ± .10	MICRO USB, TYPE B, SINGLE PORT, SOCKET			
.XX ± .020	∅.XX ± .015	RIGHT ANGLE, SMT TYPE, NO FLANGE			
.XXX ± .015	∅.XXX ± .010	DRAWN HR 11/5/18			
APPROVALS		DATE		SIZE PART NO.	
CHECKED	RT	11/5/18		X MCR-B-S-RA-SMT-CS5A-NF-T/R	
APPROVED				REV. -	
				REF: S00097C	
				SCALE: NTS	
				SHEET 1 OF 1	

6

5

4

3

2

1