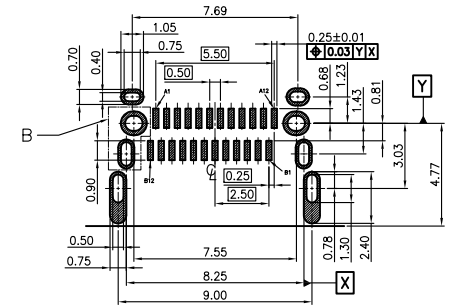
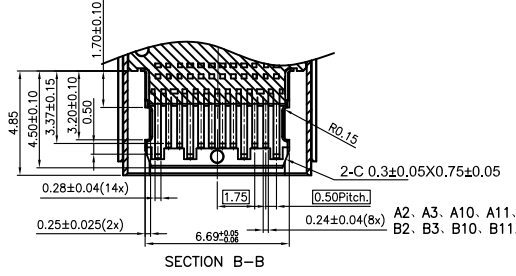
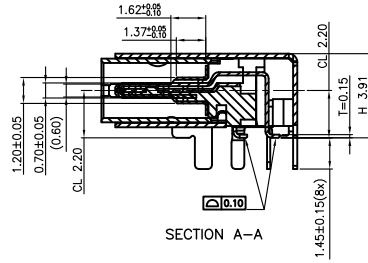
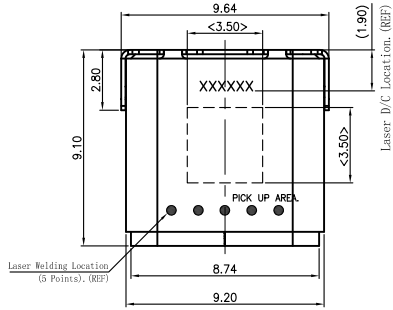
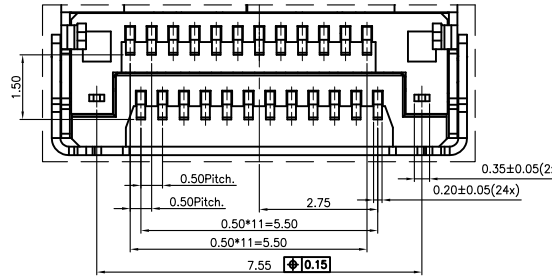
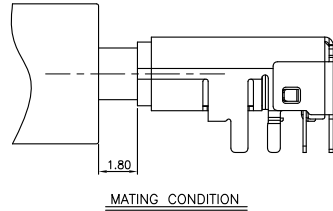
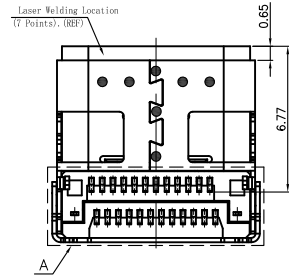
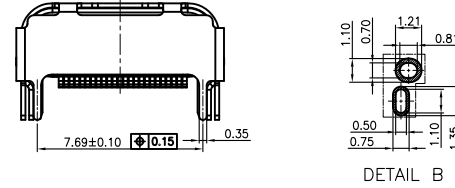
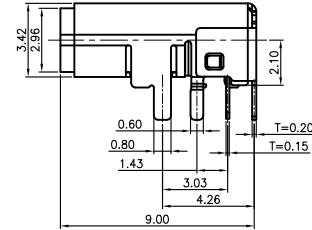
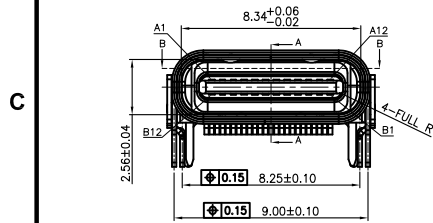


APPROVED: _____
 DATE: _____ TITLE: _____

Rev	AWO #	Description	Date	Appr
-		RELEASED	3/22/18	
A		UPDATED DRAWING	7/27/18	HR/YC



RECOMMEND P.C.B LAYOUT (COMPONENT SIDE)
 TOLERANCE FOR PCB LAYOUT IS ±0.05
 PAD AREA



Detail A
 SC 2:1

Pin	Signal Name	Mating Sequence	Pin	Signal Name	Mating Sequence
A1	GND	First	B12	GND	First
A2	SSTxp1	Second	B11	SSRxp1	Second
A3	SSTxn1	Second	B10	SSRxn1	Second
A4	V _{bus}	First	B9	V _{bus}	First
A5	CC1	Second	B8	SBU2	Second
A6	Dp1	Second	B7	Dn2	Second
A7	Dn1	Second	B6	Dp2	Second
A8	SBU1	Second	B5	CC2	Second
A9	V _{bus}	First	B4	V _{bus}	First
A10	SSRxn2	Second	B3	SSTxn2	Second
A11	SSRxp2	Second	B2	SSTxp2	Second
A12	GND	First	B1	GND	First
SHELL	GND		SHELL	GND	

SPECIFICATIONS:

Material:
 Insulator: Hi-temp thermoplastic, rated UL 94V-0
 Insulator color: Black
 Contacts: Copper Alloy
 Shell: Stainless Steel, Nickel plated
 Plating:
 Gold flash over Nickel underplate on Contact area
 Matte Tin over Nickel underplate on Solder tails

Electrical:
 Current rating: 5 A (Power supply pin: A1, A4, A9, A12, B1, B4, B9, B12)
 1.25 A (Vconn pin)
 0.25 A (Other signal pin)
 Contact resistance: 40 mohms max @ 20mV, 100 mA
 Insulation resistance: 100 Mohms min.
 Dielectric withstanding: 100 VAC RMS

Mechanical:
 Insertion force: 5~20N
 Withdrawal force: 6~20N After test
 Durability: 10,000 Cycles
 Temperature Rating:
 Operating temperature: -40°C to +85°C
 Environmental:
 Lead free, RoHS compliant.



PACKAGED ON TAPE & REEL

UNLESS OTHERWISE SPECIFIED ALL DIMENSIONS ARE MILLIMETERS TOLERANCES: EXCEPT AS NOTED	
MM	ANGEL
X. ± 0.50	± 2°
X.X ± 0.25	
X.XX ± 0.20	
X.XXX ± 0.10	
APPROVALS	
DRAWN	DATE
CHECKED	3/22/18
APPROVED	AC
	3/22/18

ADAM TECH INTERCONNECTS
 909 Rahway Avenue,
 Union, NJ 07083
 Phone: 908-687-5000
 Fax: 908-687-5710

TITLE UNIVERSAL SERIAL BUS, TYPE C, FEMALE, RIGHT ANGLE, BLACK, TAPE & REEL			
SIZE X	PART NO. USB-C31-S-RA-CS2-SMT-BK-T/R	REV. A	
REF: S00296T	SCALE: NTS	SHEET 1 OF 1	